


101 Series

COOLER AND FREEZER

2017
DOE
COMPLIANT



Our 101 Series door has superior thermal protection against condensation designed with our new Air Shield Technology. Paired with our next generation frame, along with a wide range of options the 101 Series door delivers the quality and dependability, our customers have grown accustomed to with Anthony. The 101 Series delivers value and energy efficiency paired with proven durability and efficiency standards.

Built strong.
Built to last for heavy traffic



Anthony's 101 Series sets higher standards for energy efficiency and performance in reversible cooler and freezer doors, with narrow door rails available for maximum product visibility. The 101 Series offers energy-free cooler and freezer doors with Low-E glass coating for additional energy savings! The 101 Series has been slam tested to 500,000 cycles and is DOE compliant.

Temperature:

• Normal Temp-

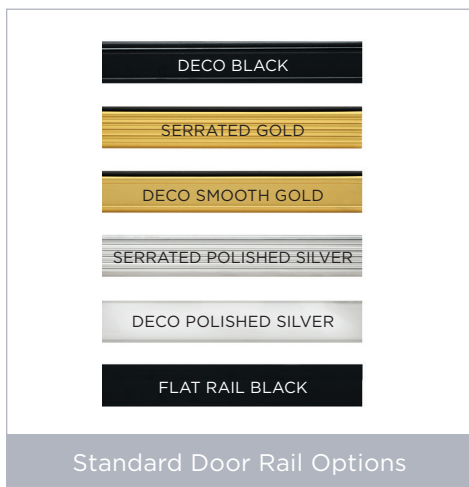
3-Pane Glass Pack w/Argon Gas 75°F,
65% RH Ambient/ 35°F Walk-In
Energy Consumption†: 3.2 kWh/Day

• Low Temp-

3-Pane Glass Pack w/Argon Gas 75°F,
65% RH Ambient/ -10°F Walk-In
Energy Consumption†: 10.01 kWh/Day

Applications:

- Walk-in
- Reach-in Case
- Pass-thru Option



Standard Features:

- Our flagship door has proven durability for long-life and heavy traffic; robust construction that ensures years of reliable performance
- Door Air Shield Technology for advanced Anti-condensate Sweat Protection.
- 3-pane Non-heated Low-E Glass with Argon Gas.
- NT: Heated Frame Rail
LT: Heated Door & Frame Rail
- Door comes 24", 26", 28", 30", and 36" bi-swing configuration available for walk-in coolers or reach-ins with or without center mullion
- Optimax 7 Standard Power LED Innovative Anthony lighting choices increase visual impact of product while reducing energy consumption
- Magnetic LifePlus Gasket® for Tight Seal with extended 3 year warranty
- Five 27" deep white or black epoxy-coated shelves per door with matching price tag molding, galvanized steel posts, and shelf brackets. 79" or taller doors include seven shelves per door.
- Reversible Door Swing
- Door stop feature limits how far the door opens to minimize impact with adjacent doors and shoppers
- Automatic hold-open provides shoppers with easy access to merchandise and allows for easy stocking
- Matching Pass-Thru 103B door in widths 30", 35", 36" and 38"

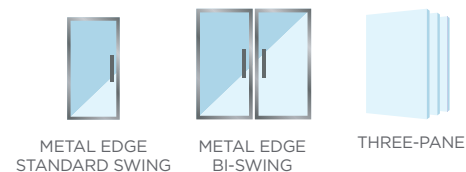
Optional Features & Upgrades:

- Pass-Thru Door (2-Pane)
- Optimax 7 French Swing LED (for French Swing applications)
- Handle Upgrades: Soft-Touch or Full-Length Handle
- Satin Silver Deco or Flat Rail
- Ultra Lock 160
- Electronic Auto Lock
- Anti-Fog
- Double Wide Shelving
- Extra Shelves
- Black/White Epoxy-Coated Shelf Posts
- Gravity Flow Shelving
- Gravity Flow Merchandising
- Roll-A-Way Cart

† Energy consumption based on a catalog size 30" x 75", 4 door line up.

Max Pull Force to Open Door: 5 lbs. or less depending on door configuration

Domestic Walk-In Cooler/Freezer display door lighting systems require the field installation of timers, control system or other demand-based control.



three ways
to order
today

go to: www.anthonyintl.com
email: sales@anthonyintl.com
call: 800-772-0900