

## Anthony Replacement Door Questionnaire

Bill to Company Name: \_\_\_\_\_

Contact Name: \_\_\_\_\_ E-mail: \_\_\_\_\_

Phone #: \_\_\_\_\_ Ext: \_\_\_\_\_ Fax: \_\_\_\_\_

1. Anthony door W/O #: \_\_\_\_\_

(May be on a label on top/bottom of the door.)

2. Outside Dimensions of the door: Width \_\_\_\_\_" \_\_\_\_\_" X Height \_\_\_\_\_" \_\_\_\_\_"

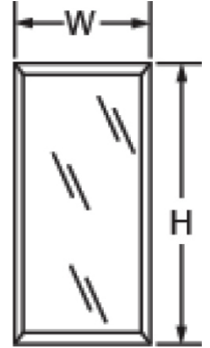
(The height and width of the door needs to be measured to the closest 1/16 of an inch. Example 29"7/8" x 65"1/16")

3. Manufacturer of case: \_\_\_\_\_

4. Model of Door: \_\_\_\_\_

5. Date the door was manufactured: \_\_\_\_\_

(This information may be found between the panes of glass on the metal spacer or on the door label.)



6. Where is the gasket mounted?:  Door  Frame

7. Door Type:  Freezer  Cooler

8. Number of glass panes?  2  3

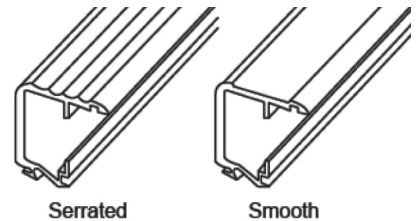
9. Glass type:  heated  non-heated

10. Door rail color:  Silver (chrome)  Black  Gold  Satin Silver

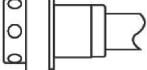

11. Door rail finish:  Smooth  Serrated




12. Door rail width:  Wide (1 3/4")  Narrow (1 5/16")

13. Door hinge: (from the customer's side)  Left  Right



14. Color of handle \_\_\_\_\_, style and Insert:  Slimline  Trimline  Full Length  Other \_\_\_\_\_

15. Torque rod:  Round   Hex 

16. Top hinge:  Hinge pin   One screw S-J cord   Two screw S-J cord 

17. Where does the hold-open arm attach on the door? (See below)

OPTION 1- SURFACE STANDOFF STD. GEO.  
(TOP OF THE DOOR RAIL 3" AWAY FROM THE HINGE PIN)

OPTION 2- SURFACE STANDOFF REV. GEO.  
(TOP OF THE DOOR RAIL 7" AWAY FROM THE HINGE PIN)

OPTION 3- CAMEL BACK STD. GEO.  
(BOTTOM OF THE GASKET 3" AWAY FROM THE HINGE PIN)

OPTION 4- CAMEL BACK STD. GEO.  
(BOTTOM OF THE GASKET 7" AWAY FROM THE HINGE PIN)

