

## Anthony Replacement Gasket Questionnaire

Bill to Company Name: \_\_\_\_\_

Contact Name: \_\_\_\_\_ E-mail: \_\_\_\_\_

Phone #: \_\_\_\_\_ Ext: \_\_\_\_\_ Fax: \_\_\_\_\_

**Gasket to be Replaced:**     Door     Frame

### Door Gasket Replacement

**If replacing a door gasket, please complete the following:**

1. Anthony Door W/O #: \_\_\_\_\_  
(May be on a label on the top/bottom of the door.)




2. Outside dimensions of the door:    Width \_\_\_\_\_" \_\_\_\_\_"    X    Height \_\_\_\_\_" \_\_\_\_\_"  
(The door needs to be measured to the closest 1/16 of an inch. Example: 29" 7/8" X 65" 1/16")

3. Manufacturer of case: \_\_\_\_\_

4. Model of Door: \_\_\_\_\_

5. Date the door was manufactured: \_\_\_\_\_  
(May be found between the panes of glass on the metal spacer, or on the door label.)

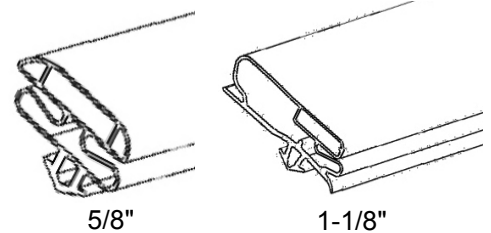
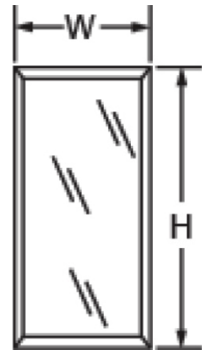
6. Gasket material width:     5/8"     1-1/8"

7. Is gasket 3 or 4-sided?               

8. Gasket Color:     Grey     Black

9. Anthony Outside Mount Doors (AOM), 6000, 6001, 601B, 216X

a. Specify gasket location on the door rail:     Inboard     Outboard  
(Inboard gasket is mounted closer to the glass. Outboard gasket is mounted at the outer edge of the door rail.)



### Frame Gasket Replacement for Models 1000, 1001, 1003, 1KDB, 1KD3

**If replacing a frame gasket, please complete the following:**

1. Anthony Door W/O #: \_\_\_\_\_  
(May be on a label on the top/bottom of the door.)

2. Outside dimensions of the door:    Width \_\_\_\_\_" \_\_\_\_\_"    X    Height \_\_\_\_\_" \_\_\_\_\_"  
(The door needs to be measured to the closest 1/16 of an inch. Example: 29" 7/8" X 65" 1/16")

3. How many darts does the gasket have?     1     2  
(To identify the darts, inspect the back side of the gasket.)

4. Is gasket 3-sided?     Yes     No  
(Only for Pass-Thru doors.)



a. Pass-Thru Doors hinge location:     Left     Right

